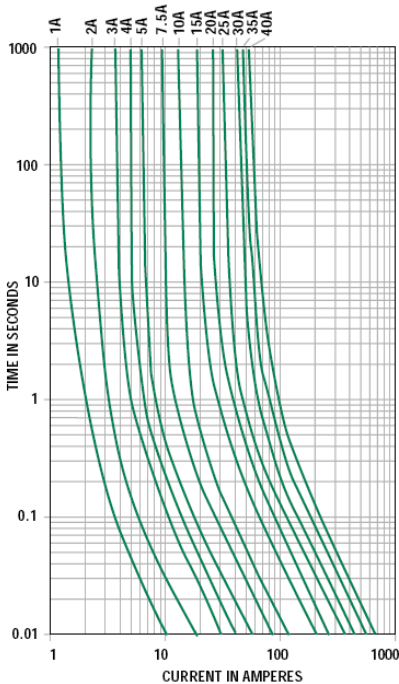


ATOF® Blade Fuses

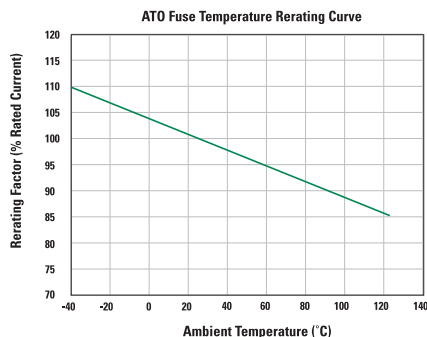


ATO® Ag (Silver plated) Blade Fuses

Time-Current Characteristic Curves



Temperature Rerating Curve



ATOF® Blade Fuses Rated 32V

Developed by Littelfuse for the automotive industry, the ATOF® fuse has become the original equipment circuit protection standard for foreign and domestic automobiles and trucks. Readily identifiable and easily replaced, this fuse can be specified for a variety of low voltage electronic applications.

Specification

Voltage Rating: 32 VDC
 Interrupting Rating: 1000A @ 32 VDC
 *Component Level Temperature Range: -40°C to +105°C
 **System Level Temperature Range: -40°C to +85°C
105°C and 85°C are typical system level temperature requirements.
 Terminals: Sn plated zinc alloy
 Housing Material: PA66
 Complies with: SAE J1284, ISO 8820-3
 UL Listed: File AU1410
 CSA Certified: File No. 29862

ATOF®
(Tin Plated)

ATO Ag
(Silver Plated)



Ordering Information

Part Number	Package Size
0287xxx.PXCN	2000
0287xxx.U	500
0287xxx.H	100
0287xxx.L	50
0287xxx.PXS	2000

ATO® Ag Fuse

Time-Current Characteristics

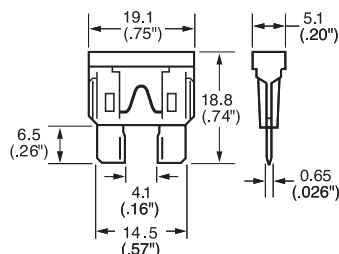
% of Rating	Current Rating	Opening Time Min / Max (s)
100	35A & 40A	360,000 s / -
110	1A-30A	360,000 s / -
135	1A & 2A 3A-40A	350 ms / 600 s 0.750 s / 600 s
160	1A-40A	250 ms / 50 s
200	1A & 2A 3A-40A	100 ms / 5.0 s 0.150 s / 5.0 s
350	1A & 2A 3A-40A	20 ms / 500 ms 80 ms / 500 ms
600	1A-30A 35A & 40A	- / 100 ms - / 150 ms

Ratings

Part Number	Current Rating (A)	Housing Material Color	Typ. Voltage Drop (mV)	Cold Resistance (mΩ)	I²t (A²s)
0287001_	1	Black	176	123	0.4
0287002_	2	Grey	141	53.5	1.4
0287003_	3	Purple	137	31.1	7.4
0287004_	4	Pink	136	22.8	14
0287005_	5	Brown	128	17.85	26
028707.5_	7.5	Dark Brown	116	10.91	60
0287010_	10	Red	109	7.70	115
0287015_	15	Blue	102	4.80	340
0287020_	20	Yellow	98	3.38	520
0287025_	25	Light Yellow	92	2.52	1080
0287030_	30	Green	84	1.97	1510
0287035_	35	Dark Green	87	1.61	2280
0287040_	40	Orange	96	1.44	3310

Dimensions

Dimensions in mm



Component Level Temperature** = the maximum ambient temperature that a single fuse will survive. This does not factor-in the heat from a populated fuse box, but does include the heat from the current load with the proper rerating. *System Level Temperature** represents the ambient temperature of the fuse box at a location within the vehicle. The temperature within a populated fuse box (in a given location) will be higher. The limiting factor is the plating. Sn-plating's temperature limit is ~130°C, and Ag-plating allows up to 150°C at the terminal interface.

Littelfuse products are designed for specific applications and should not be used for any purpose (including, without limitation, automotive applications) not expressly set forth in applicable Littelfuse product documentation. Warranties granted by Littelfuse shall be deemed void for products used for any purpose not expressly set forth in applicable Littelfuse product documentation. Littelfuse shall not be liable for any claims or damages arising out of products used in applications not expressly intended by Littelfuse as set forth in applicable Littelfuse product documentation.

Mouser Electronics

Authorized Distributor

Click to View Pricing, Inventory, Delivery & Lifecycle Information:

Littelfuse:

[0287005.PXCN](#) [0287020.PXCN](#) [0287015.PXCN](#) [0287030.PXCN](#) [0287003.L](#) [0287025.PXCN](#) [028707.5PXCN](#)
[0287002.PXCN](#) [0287001.PXCN](#) [0287003.PXCN](#) [0287035.PXCN](#) [0287004.PXCN](#) [0287001.L](#) [0287002.L](#) [0287004.H](#)
[0287003.H](#) [0287030.L](#) [0287040.H](#) [0287040.L](#) [0287040.PXCN](#) [028707.5H](#) [0287010.H](#) [0287015.H](#) [0287005.H](#)
[0287035.L](#) [0287020.H](#) [0287025.L](#) [0287010.L](#) [0287004.L](#) [0287001.H](#) [028707.5L](#) [0287025.H](#) [0287005.L](#) [0287020.L](#)
[0287030.H](#) [0287010.PXCN](#) [0287002.H](#) [0287015.L](#)