

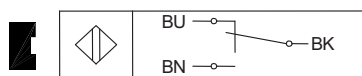
Magnetic Switch

Series MAK-15

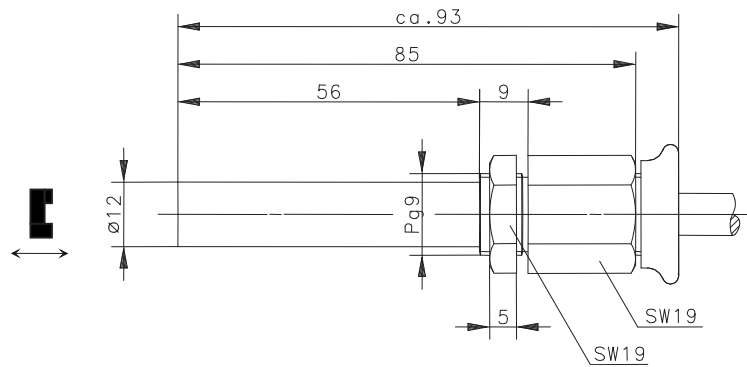
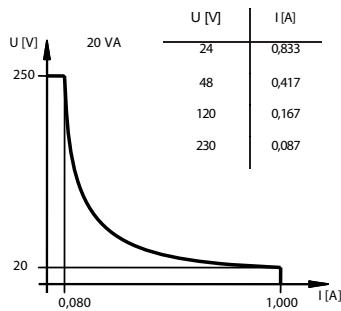
Description **MAK-1513-LEX-1**

Article number **6316315308**

Wiring diagram




Switching diagram




Identifying characteristics in accordance with EN 60947-5-2 and EN 62246-1

Electrical data		
Assured operating distance	S_a	10 mm
Output		changeover function
Max. voltage		250 V AC/DC
Max. switch current		1 A
Max. switching		20 VA
Min. switching		3 VA
Mechanical lifetime		3×10^8 switchings, however, according to the load resetability
Repeat accuracy	R	$\pm 0,1$ mm (under same geometrical conditions at the same temperature)
Differential travel	H	max. 20 mm
Shock		10 g (11 ms, 1/2 sinus-wave)
Vibration		15 g (50-2000 HZ)
Reference magnet		T-62 N/S

Mechanical data	
Enclosure	PA6, red
Ambient air temperature	-5 °C ... +60 °C (moving cable); -20 °C ... +60 °C (cable fixed mounted)
Protection class	IP 67 acc. to EN 60529
Connection	Cable 3 x 0,75 mm ² x 1 m
Assembly position	optional
Fixing accessories	hex nut PG9, POM

EU Conformity	
 0637	

Approvals	
	
KEMA 03ATEX1399 X	II 2 G Ex mb IIC T6 Gb II 2 D Ex tb IIIC T85 °C Db