

## Cable glands

Series 8161/7, 8161/8

STAHL

www.stahl.de



02895E00

- > Explosion protection type "increased safety"
- > Degree of protection IP68
- > Ex e and Ex i versions
- > Integrated plug (accessory) for closing unused cable entries
- > Cable diameter ranges from 1 ... 48 mm



E10

The cable glands of Series 8161 are used in enclosures with type of protection "Increased safety". For use with intrinsically safe circuits, a version with blue cap nut is available.

Zone	ATEX / IECEx					
	0	1	2	20	21	22
For use in		x	x		x	x

WebCode 8161A

## Cable glands

### Series 8161/7, 8161/8

Selection Table

Version	Thread size	Cable dia. range [mm]	Width across flats [mm]	Across corners [mm]	Delivery lot <sup>*)</sup> pieces	Order number	Weight kg
8161/7 Ex e standard (black) -40 ... +75 °C	M12 x 1.5	3 ... 6	A/F16	18	50	<b>8161/7-M12-0603</b>	0.400
	M16 x 1.5	5 ... 9	A/F20	22	50	<b>8161/7-M16-0905</b>	0.400
	M20 x 1.5	7 ... 13	A/F24	27	50	<b>8161/7-M20-1307</b>	0.500
	M25 x 1.5	10 ... 17	A/F29	32	50	<b>8161/7-M25-1710</b>	0.600
	M32 x 1.5	13 ... 21	A/F36	40	25	<b>8161/7-M32-2113</b>	0.400
	M40 x 1.5	17 ... 28	A/F46	51	10	<b>8161/7-M40-2817</b>	0.400
	M50 x 1.5	23 ... 35	A/F55	61	4	<b>8161/7-M50-3523</b>	0.300
	M63 x 1.5	34 ... 48	A/F68	75	3	<b>8161/7-M63-4834</b>	0.300
8161/8 Ex i standard (black with blue cap nut) -40 ... +75 °C	M12 x 1.5	3 ... 6	A/F16	18	50	<b>8161/8-M12-0603</b>	0.400
	M16 x 1.5	5 ... 9	A/F20	22	50	<b>8161/8-M16-0905</b>	0.500
	M20 x 1.5	7 ... 13	A/F24	27	50	<b>8161/8-M20-1307</b>	0.500
	M25 x 1.5	10 ... 17	A/F29	32	50	<b>8161/8-M25-1710</b>	0.600
	M32 x 1.5	13 ... 21	A/F36	40	25	<b>8161/8-M32-2113</b>	0.400
	M40 x 1.5	17 ... 28	A/F46	51	10	<b>8161/8-M40-2817</b>	0.400
	M50 x 1.5	23 ... 35	A/F55	61	4	<b>8161/8-M50-3523</b>	0.300
	M63 x 1.5	34 ... 48	A/F68	75	3	<b>8161/8-M63-4834</b>	0.300
8161/7 Ex e with reduction sealing insert (black) -40 ... +75 °C	M12 x 1.5	1 ... 6	A/F16	18	50	<b>8161/7-M12-0601</b>	0.100
	M16 x 1.5	2 ... 9	A/F20	22	50	<b>8161/7-M16-0902</b>	0.350
	M20 x 1.5	4 ... 13	A/F24	27	50	<b>8161/7-M20-1304</b>	0.600
	M25 x 1.5	7 ... 17	A/F29	32	50	<b>8161/7-M25-1707</b>	1.000
	M32 x 1.5	9 ... 21	A/F36	40	25	<b>8161/7-M32-2109</b>	0.725
	M40 x 1.5	12 ... 28	A/F46	51	10	<b>8161/7-M40-2812</b>	0.560
	M50 x 1.5	16 ... 35	A/F55	61	4	<b>8161/7-M50-3516</b>	0.360
	M63 x 1.5	28 ... 48	A/F68	75	3	<b>8161/7-M63-4828</b>	0.360
8161/8 Ex i with reduction sealing insert (black with blue cap nut) -40 ... +75 °C	M12 x 1.5	1 ... 6	A/F16	18	50	<b>8161/8-M12-0601</b>	0.500
	M16 x 1.5	2 ... 9	A/F20	22	50	<b>8161/8-M16-0902</b>	0.500
	M20 x 1.5	4 ... 13	A/F24	27	50	<b>8161/8-M20-1304</b>	0.600
	M25 x 1.5	7 ... 17	A/F29	32	50	<b>8161/8-M25-1707</b>	0.600
	M32 x 1.5	9 ... 21	A/F36	40	25	<b>8161/8-M32-2109</b>	0.500
	M40 x 1.5	12 ... 28	A/F46	51	10	<b>8161/8-M40-2812</b>	0.500
	M50 x 1.5	16 ... 35	A/F55	61	4	<b>8161/8-M50-3516</b>	0.300
	M63 x 1.5	28 ... 48	A/F68	75	3	<b>8161/8-M63-4828</b>	0.300
8161/7 Ex e with reduction sealing insert and long thread (black) -40 ... +75 °C	M12 x 1.5	1 ... 6	A/F16	18	50	<b>8161/7-M12-0601-L</b>	0.400
	M16 x 1.5	2 ... 9	A/F20	22	50	<b>8161/7-M16-0902-L</b>	0.400
	M20 x 1.5	4 ... 13	A/F24	27	50	<b>8161/7-M20-1304-L</b>	0.500
	M25 x 1.5	7 ... 17	A/F29	32	50	<b>8161/7-M25-1707-L</b>	0.500
	M32 x 1.5	9 ... 21	A/F36	40	25	<b>8161/7-M32-2109-L</b>	0.500
	M40 x 1.5	12 ... 28	A/F46	51	10	<b>8161/7-M40-2812-L</b>	0.300
	M50 x 1.5	16 ... 35	A/F55	61	10	<b>8161/7-M50-3516-L</b>	0.300
	M63 x 1.5	28 ... 48	A/F68	75	10	<b>8161/7-M63-4828-L</b>	0.400

<sup>\*)</sup> Purchase order quantity in [pieces], the delivery quantity is automatically rounded to the delivery lot.

# Cable glands

## Series 8161/7, 8161/8



Selection Table

Version	Thread size	Cable dia. range [mm]	Width across flats [mm]	Across corners [mm]	Delivery lot <sup>*)</sup>	Order number	Weight
					pieces		kg
8161/8 Ex i with reduction sealing insert and long thread (black with blue cap nut) -40 ... +75 °C	M12 x 1.5	1 ... 6	A/F16	18	50	<b>8161/8-M12-0601-L</b>	0.300
	M16 x 1.5	2 ... 9	A/F20	22	50	<b>8161/8-M16-0902-L</b>	0.400
	M20 x 1.5	4 ... 13	A/F24	27	50	<b>8161/8-M20-1304-L</b>	0.500
	M25 x 1.5	7 ... 17	A/F29	32	50	<b>8161/8-M25-1707-L</b>	0.500
	M32 x 1.5	9 ... 21	A/F36	40	25	<b>8161/8-M32-2109-L</b>	0.500
	M40 x 1.5	12 ... 28	A/F46	51	10	<b>8161/8-M40-2812-L</b>	0.400
	M50 x 1.5	16 ... 35	A/F55	61	10	<b>8161/8-M50-3516-L</b>	0.400
	M63 x 1.5	28 ... 48	A/F68	75	10	<b>8161/8-M63-4828-L</b>	0.300
8161/7 Ex e for low temperature (black) -60 ... +75 °C	M12 x 1.5	3 ... 6	A/F16	18	50	<b>8161/7-M12-0603-LT</b>	0.400
	M16 x 1.5	5 ... 9	A/F20	22	50	<b>8161/7-M16-0905-LT</b>	0.500
	M20 x 1.5	7 ... 13	A/F24	27	50	<b>8161/7-M20-1307-LT</b>	0.500
	M25 x 1.5	10 ... 17	A/F29	32	50	<b>8161/7-M25-1710-LT</b>	0.600
	M32 x 1.5	13 ... 21	A/F36	40	25	<b>8161/7-M32-2113-LT</b>	0.500
	M40 x 1.5	17 ... 28	A/F46	51	10	<b>8161/7-M40-2817-LT</b>	0.400
	M50 x 1.5	23 ... 35	A/F55	61	4	<b>8161/7-M50-3523-LT</b>	0.300
	M63 x 1.5	34 ... 48	A/F68	75	3	<b>8161/7-M63-4834-LT</b>	0.300
8161/8 Ex i for low temperature (black with blue cap nut) -60 ... +75 °C	M12 x 1.5	3 ... 6	A/F16	18	50	<b>8161/8-M12-0603-LT</b>	0.400
	M16 x 1.5	5 ... 9	A/F20	22	50	<b>8161/8-M16-0905-LT</b>	0.400
	M20 x 1.5	7 ... 13	A/F24	27	50	<b>8161/8-M20-1307-LT</b>	0.500
	M25 x 1.5	10 ... 17	A/F29	32	50	<b>8161/8-M25-1710-LT</b>	0.600
	M32 x 1.5	13 ... 21	A/F36	40	25	<b>8161/8-M32-2113-LT</b>	0.500
	M40 x 1.5	17 ... 28	A/F46	51	10	<b>8161/8-M40-2817-LT</b>	0.400
	M50 x 1.5	23 ... 35	A/F55	61	4	<b>8161/8-M50-3523-LT</b>	0.400
	M63 x 1.5	34 ... 48	A/F68	75	3	<b>8161/8-M63-4834-LT</b>	0.300
8161/7 Ex e for low temperature with long thread (black) -60 ... +75 °C	M12 x 1.5	3 ... 6	A/F16	18	50	<b>8161/7-M12-0603-LTL</b>	0.500
	M16 x 1.5	5 ... 9	A/F20	22	50	<b>8161/7-M16-0905-LTL</b>	0.500
	M20 x 1.5	7 ... 13	A/F24	27	50	<b>8161/7-M20-1307-LTL</b>	0.600
	M25 x 1.5	10 ... 17	A/F29	32	50	<b>8161/7-M25-1710-LTL</b>	0.600
	M32 x 1.5	13 ... 21	A/F36	40	25	<b>8161/7-M32-2113-LTL</b>	0.600
	M40 x 1.5	17 ... 28	A/F46	51	10	<b>8161/7-M40-2817-LTL</b>	0.500
	M50 x 1.5	23 ... 35	A/F55	61	10	<b>8161/7-M50-3523-LTL</b>	0.400
	M63 x 1.5	34 ... 48	A/F68	75	10	<b>8161/7-M63-4834-LTL</b>	0.400
8161/8 Ex i for low temperature with long thread (black with blue cap nut) -60 ... +75 °C	M12 x 1.5	3 ... 6	A/F16	18	50	<b>8161/8-M12-0603-LTL</b>	0.400
	M16 x 1.5	5 ... 9	A/F20	22	50	<b>8161/8-M16-0905-LTL</b>	0.500
	M20 x 1.5	7 ... 13	A/F24	27	50	<b>8161/8-M20-1307-LTL</b>	0.500
	M25 x 1.5	10 ... 17	A/F29	32	50	<b>8161/8-M25-1710-LTL</b>	0.600
	M32 x 1.5	13 ... 21	A/F36	40	25	<b>8161/8-M32-2113-LTL</b>	0.600
	M40 x 1.5	17 ... 28	A/F46	51	10	<b>8161/8-M40-2817-LTL</b>	0.500
	M50 x 1.5	23 ... 35	A/F55	61	10	<b>8161/8-M50-3523-LTL</b>	0.500
	M63 x 1.5	34 ... 48	A/F68	75	10	<b>8161/8-M63-4834-LTL</b>	0.400

<sup>\*)</sup> Purchase order quantity in [pieces], the delivery quantity is automatically rounded to the delivery lot.

E10

# Cable glands

## Series 8161/7, 8161/8

### Explosion Protection

#### Global (IECEX)

Gas and dust	IECEX PTB 14.0011X Ex e IIC Gb Ex tb IIIC Db
--------------	--

#### Europe (ATEX)

Gas and dust	PTB 14 ATEX 1008X ⊕ II 2 G Ex e IIC Gb ⊕ II 2 D Ex tb IIIC Db
--------------	---

#### Certifications and certificates

Certificates	IECEX, ATEX
--------------	-------------

### Technical Data

#### Ambient conditions

Ambient temperature	Standard: -40 ... +75 °C Low temperature: 8161/-...-...LT.: -60 ... +75 °C
Use at the height of	< 2000 m

#### Mechanical data

Material	Halogen-free, polyamide, glass fibre reinforced, flame resistant, self-extinguishing	
Gland	Halogen-free, polyamide, glass fibre reinforced, flame resistant, self-extinguishing	
Surface resistance	$\leq 10^{13} \Omega$	
Degree of protection	IP66, IP68 at 5 bar 30 min. (IP protection according to IEC/EN 60529)	
Colour	8161/7: nozzle black, cap nut black (Ex e) 8161/7: nozzle black, cap nut blue (Ex i)	
Impact strength	Thread size	Installation only in areas with a low risk of mechanical damage. Protect cable gland from mechanical damage.
	M12 x 1.5	
	M16 x 1.5	
	M20 x 1.5	
8161/-...-...LT.		

#### Mounting / Installation

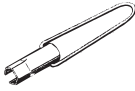

Mounting	Wall and flange thickness for installation of cable glands.					
		Wall and flange thickness for installation in threaded holes		for installation with lock nuts in through holes		
	Thread size	Wall thickness moulded material in mm	Wall thickness metal in mm	Wall thickness moulded material in mm	Wall thickness metal in mm	Minimum height of locknut in mm
	M12 x 1.5 M16 x 1.5 M20 x 1.5 M25 x 1.5	$\geq 3$	$\geq 3$	2 ... 6.5	1 ... 6.5	3.0
	M32 x 1.5 M40 x 1.5 M50 x 1.5 M63 x 1.5	$\geq 3$	$\geq 3$	2 ... 8	1 ... 8	3.5 4.0 5.5 5.5
Tightening torque	Size of the cable gland	Connection thread in Nm at 20 °C		Cap nut in Nm at 20 °C		
	M12 x 1.5	2.0		2.0		
	M16 x 1.5	1.8		1.3		
	M20 x 1.5	2.3		1.5		
	M25 x 1.5	3.0		2.0		
	M32 x 1.5	4.5		3.0		
	M40 x 1.5	11.0		10.0		
	M50 x 1.5	13.0		12.0		
M63 x 1.5	17.0		16.0			

# Cable glands

## Series 8161/7, 8161/8



### Accessories and Spare Parts

Designation	Figure	Description	Art. no.	Weight kg	
Special key	 05263E00	for tightening cable glands respectively cap nuts for cable glands			
		thread size      packing unit			
		M16 x 1.5      1	<b>114207</b>	0.120	
		M20 x 1.5      1	<b>114208</b>	0.132	
		M25 x 1.5      1	<b>114205</b>	0.163	
		M32 x 1.5      1	<b>114209</b>	0.237	
		M40 x 1.5      1	<b>114210</b>	0.274	
Plug (-60 ... +75 °C)	 16701E00	made of polyamide, red for closing unused cable glands			
		for cable glands RSI = Reduction sealing insert			
		Thread size    Thread size    Diameter    Delivery lot *) without RSI    with RSI			
			M12      3      50	<b>240044</b>	0.200
		M12	M16      6      50	<b>240046</b>	0.200
		M16	M20      8      50	<b>240048</b>	0.200
		M20	M25      12      50	<b>240049</b>	0.500
			M32      14      50	<b>240050</b>	0.200
		M25	17      50	<b>240056</b>	0.250
		M32	M40      20      25	<b>240057</b>	0.150
			M50      25      25	<b>240058</b>	0.200
		M40	28      25	<b>240059</b>	0.225
		M50	M63      35      10	<b>240060</b>	0.110
M63	48      10	<b>240062</b>	0.160		



\*) Purchase order quantity in [pieces], the delivery quantity is automatically rounded to the delivery lot.

E10

## Cable glands

### Series 8161/7, 8161/8

#### Accessories and Spare Parts

Designation	Figure	Description	Art. no.	Weight kg		
Locknut, brass nickel-plated (-60 ... +75 °C)	 <small>05865E00</small>	to fasten the cable glands in through holes for cable glands				
		Type            Thread size            Packaging unit				
		Brass, nickel-plated	M12 x 1.5	100	<b>241518</b>	0.220
		Brass, nickel-plated	M16 x 1.5	100	<b>241519</b>	0.290
		Brass, nickel-plated	M20 x 1.5	100	<b>241520</b>	0.480
		Brass, nickel-plated	M25 x 1.5	100	<b>241561</b>	0.720
		Brass, nickel-plated	M32 x 1.5	50	<b>241562</b>	0.545
		Brass, nickel-plated	M40 x 1.5	50	<b>241563</b>	1.030
		Brass, nickel-plated	M50 x 1.5	25	<b>241564</b>	0.680
Brass, nickel-plated	M63 x 1.5	10	<b>241565</b>	0.499		
Locknut, plastic (-40 ... +75 °C)	 <small>05865E00</small>	to fasten the cable glands in through holes for cable glands				
		Type            Thread size            Delivery lot *)				
		Plastic	M12 x 1.5	100	<b>239460</b>	0.500
		Plastic	M16 x 1.5	100	<b>239461</b>	0.700
		Plastic	M20 x 1.5	100	<b>239462</b>	0.800
		Plastic	M25 x 1.5	100	<b>239463</b>	0.900
		Plastic	M32 x 1.5	100	<b>239464</b>	1.600
		Plastic	M40 x 1.5	50	<b>239465</b>	1.900
		Plastic	M50 x 1.5	25	<b>239466</b>	1.325
Plastic	M63 x 1.5	10	<b>239467</b>	0.800		



\*) Purchase order quantity in [pieces], the delivery quantity is automatically rounded to the delivery lot.

# Cable glands

## Series 8161/7, 8161/8



### Accessories and Spare Parts

Designation	Figure	Description	Art. no.	Weight kg		
Flat gasket (standard), EPDM (-40 ... +75 °C)	 04968E00	Replacement seals for cable glands				
		Thread size	Type	Delivery lot <sup>*)</sup>		
		M12 x 1.5	8161/.-M12-06..	50	<b>240244</b>	0.050
		M12 x 1.5	8161/.-M12-06..	100	<b>240245</b>	0.050
		M16 x 1.5	8161/.-M16-09..	50	<b>222363</b>	0.002
		M16 x 1.5	8161/.-M16-09..	100	<b>222370</b>	0.200
		M20 x 1.5	8161/.-M20-13	50	<b>222364</b>	0.002
		M20 x 1.5	8161/.-M20-13	100	<b>222371</b>	0.200
		M25 x 1.5	8161/.-M25-17	50	<b>222365</b>	0.001
		M25 x 1.5	8161/.-M25-17	100	<b>222372</b>	0.200
		M32 x 1.5	8161/.-M32-21	50	<b>222366</b>	0.002
		M32 x 1.5	8161/.-M32-21	100	<b>222373</b>	0.200
		M40 x 1.5	8161/.-M40-28	50	<b>222367</b>	0.002
		M40 x 1.5	8161/.-M40-28	100	<b>222374</b>	0.200
		M50 x 1.5	8161/.-M50-35	50	<b>222368</b>	0.002
		M50 x 1.5	8161/.-M50-35	100	<b>222375</b>	0.200
		M63 x 1.5	8161/.-M63-48	50	<b>222369</b>	0.002
M63 x 1.5	8161/.-M63-48	100	<b>222376</b>	0.250		
O-ring, silicone (-60 ... +75°C)	 05723E00	Replacement seals for low temperature for cable glands				
		Thread size	Type	Delivery lot <sup>*)</sup>		
		M12 x 1.5	8161/.-M12-06..	100	<b>240247</b>	0.001
		M16 x 1.5	8161/.-M16-09..	100	<b>240248</b>	0.001
		M20 x 1.5	8161/.-M20-13	100	<b>240249</b>	0.001
		M25 x 1.5	8161/.-M25-17	100	<b>240250</b>	0.001
		M32 x 1.5	8161/.-M32-21	100	<b>240251</b>	0.001
		M40 x 1.5	8161/.-M40-28	100	<b>240252</b>	0.001
		M50 x 1.5	8161/.-M50-35	100	<b>240253</b>	0.001
M63 x 1.5	8161/.-M63-48	100	<b>240254</b>	0.001		



<sup>\*)</sup> Purchase order quantity in [pieces], the delivery quantity is automatically rounded to the delivery lot.

E10

## Cable glands

Series 8161/7, 8161/8

### Accessories and Spare Parts

Designation	Figure	Description	Art. no.	Weight kg		
Reduction sealing insert (standard), EPDM (-40 ... +75 °C)	 09343E00	for cable glands				
		for thread size	Clamping range	Delivery lot <sup>*)</sup>		
		M12 x 1.5	1 ... 6 mm	50	<b>239444</b>	0.300
		M16 x 1.5	2 ... 9 mm	50	<b>239445</b>	0.300
		M20 x 1.5	4 ... 13 mm	50	<b>239446</b>	0.300
		M25 x 1.5	7 ... 17 mm	25	<b>239447</b>	0.300
		M32 x 1.5	9 ... 21 mm	25	<b>239448</b>	0.400
		M40 x 1.5	12 ... 28 mm	10	<b>239449</b>	0.400
		M50 x 1.5	16 ... 35 mm	10	<b>239450</b>	0.400
M63 x 1.5	28 ... 48 mm	10	<b>239451</b>	0.400		
Reduction sealing insert, silicone (-60 ... +75 °C)	 09343E00	for cable glands				
		for thread size	Clamping range	Delivery lot <sup>*)</sup>		
		M12 x 1.5	1 ... 6 mm	50	<b>239452</b>	0.400
		M16 x 1.5	2 ... 9 mm	50	<b>239453</b>	0.400
		M20 x 1.5	4 ... 13 mm	50	<b>239454</b>	0.400
		M25 x 1.5	7 ... 17 mm	25	<b>239455</b>	0.400
		M32 x 1.5	9 ... 21 mm	25	<b>239456</b>	0.500
		M40 x 1.5	12 ... 28 mm	10	<b>239457</b>	0.500
		M50 x 1.5	16 ... 35 mm	10	<b>239458</b>	0.500
M63 x 1.5	28 ... 48 mm	10	<b>239459</b>	0.400		

<sup>\*)</sup> Purchase order quantity in [pieces], the delivery quantity is automatically rounded to the delivery lot.

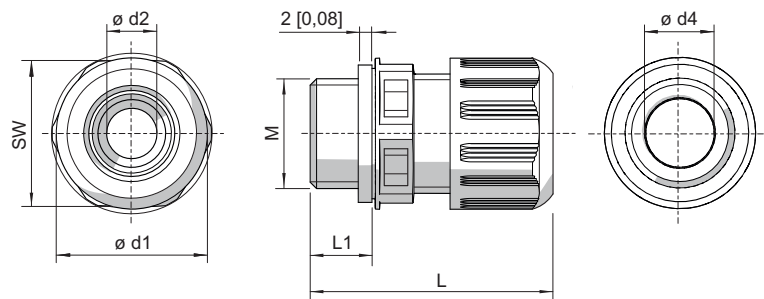


# Cable glands

## Series 8161/7, 8161/8



### Dimensional drawings (all dimensions in mm [inch]) – subject to alterations



04667E00

### Cable glands Series 8161

#### Cable glands without bend protection (all dimensions in mm [inch])

Thread size	A/F	L	L with long thread	L1	L1 as long thread	Clamping range	Clamping range + RSI *)	d1	d2	d4
M12 x 1.5	16 [0.63]	29 ... 34 [1.14 ... 1.34]	35 ... 40 [1.38 ... 1.57]	9 [0.35]	15 [0.59]	3 ... 6 [0.12 ... 0.24]	1 ... 3 [0.04 ... 0.12]	18 [0.71]	7.3 [0.29]	6.3 [0.25]
M16 x 1.5	20 [0.79]	31 ... 37 [1.22 ... 1.46]	37 ... 43 [1.46 ... 1.69]	9 [0.35]	15 [0.59]	4.5 ... 9 [0.19 ... 0.35]	2 ... 6 [0.08 ... 0.24]	22 [0.87]	10.3 [0.41]	9.3 [0.37]
M20 x 1.5	24 [0.94]	36 ... 43 [1.42 ... 1.70]	41 ... 48 [1.61 ... 1.89]	10 [0.39]	15 [0.59]	7 ... 13 [0.28 ... 0.51]	4 ... 8 [0.16 ... 0.31]	27 [1.06]	13.3 [0.52]	13.3 [0.52]
M25 x 1.5	29 [1.14]	38 ... 46 [1.50 ... 1.81]	43 ... 51 [1.69 ... 2.01]	10 [0.39]	15 [0.59]	10 ... 17 [0.39 ... 0.67]	7 ... 12 [0.28 ... 0.47]	32 [1.26]	17.3 [0.68]	17.3 [0.68]
M32 x 1.5	36 [1.42]	42 ... 50 [1.65 ... 1.97]	45 ... 53 [1.77 ... 2.09]	12 [0.47]	15 [0.59]	13 ... 21 [0.51 ... 0.83]	9 ... 14 [0.35 ... 0.55]	40 [1.57]	21.3 [0.84]	21.3 [0.84]
M40 x 1.5	46 [1.81]	52 ... 65 [2.05 ... 2.56]	58 ... 71 [2.28 ... 2.80]	12 [0.47]	18 [0.71]	17 ... 28 [0.67 ... 1.10]	12 ... 20 [0.47 ... 0.79]	51 [2.01]	28.3 [1.11]	30 [1.18]
M50 x 1.5	55 [2.17]	59 ... 72 [2.32 ... 2.83]	63 ... 76 [2.48 ... 2.99]	14 [0.55]	18 [0.71]	23 ... 35 [0.91 ... 1.38]	16 ... 25 [0.63 ... 0.98]	61 [2.40]	35.3 [1.39]	40 [1.57]
M63 x 1.5	68 [2.68]	64 ... 78 [2.52 ... 3.07]	67 ... 81 [2.64 ... 3.19]	15 [0.59]	18 [0.71]	34 ... 48 [1.34 ... 1.89]	28 ... 38 [1.10 ... 1.50]	75 [2.95]	48.3 [1.90]	53 [2.09]

\*) Reduction sealing insert

#### Cable glands with bend protection (all dimensions in mm [inch])

Thread size	A/F	L	L with long thread	L1	L1 as long thread	Clamping range	Clamping range + RSI *)	d1	d2	d4
M12 x 1.5	16 [0.63]	72 ... 77 [2.83 ... 3.03]	78 ... 83 [3.07 ... 3.27]	9 [0.35]	15 [0.59]	3 ... 6 [0.12 ... 0.24]	1 ... 3 [0.04 ... 0.12]	18 [0.71]	7.3 [0.29]	6.3 [0.25]
M16 x 1.5	20 [0.79]	81 ... 87 [3.19 ... 3.43]	87 ... 93 [3.43 ... 3.66]	9 [0.35]	15 [0.59]	4.5 ... 9 [0.19 ... 0.35]	2 ... 6 [0.08 ... 0.24]	22 [0.87]	10.3 [0.41]	9.3 [0.37]
M20 x 1.5	24 [0.94]	105 ... 112 [4.13 ... 4.41]	110 ... 117 [4.33 ... 4.61]	10 [0.39]	15 [0.59]	7 ... 13 [0.28 ... 0.51]	4 ... 8 [0.16 ... 0.31]	27 [1.06]	13.3 [0.52]	13.3 [0.52]
M25 x 1.5	29 [1.14]	120 ... 128 [4.72 ... 5.04]	125 ... 133 [4.92 ... 5.24]	10 [0.39]	15 [0.59]	10 ... 17 [0.39 ... 0.67]	7 ... 12 [0.28 ... 0.47]	32 [1.26]	17.3 [0.68]	17.3 [0.68]
M32 x 1.5	36 [1.42]	142 ... 150 [5.60 ... 5.91]	145 ... 153 [5.71 ... 6.02]	12 [0.47]	15 [0.59]	13 ... 21 [0.51 ... 0.83]	9 ... 14 [0.35 ... 0.55]	40 [1.57]	21.3 [0.84]	21.3 [0.84]

\*) Reduction sealing insert

We reserve the right to make alterations to the technical data, dimensions, weights, designs and products available without notice. The illustrations cannot be considered binding.